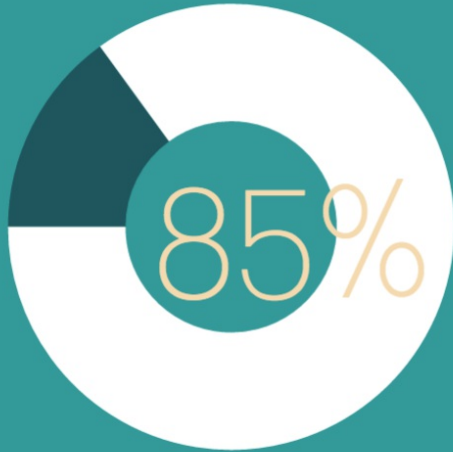


THANDA 2015 IMPACT

Average After-school Attendance



3,847

Books borrowed from our library



51,239 Meals Served

By the end of 2015, 100% of the produce used in our Feeding Scheme was sourced from our organic farms.



117%

improvement in literacy



119%

improvement in numeracy



76%

improvement in critical thinking



131%

improvement in science



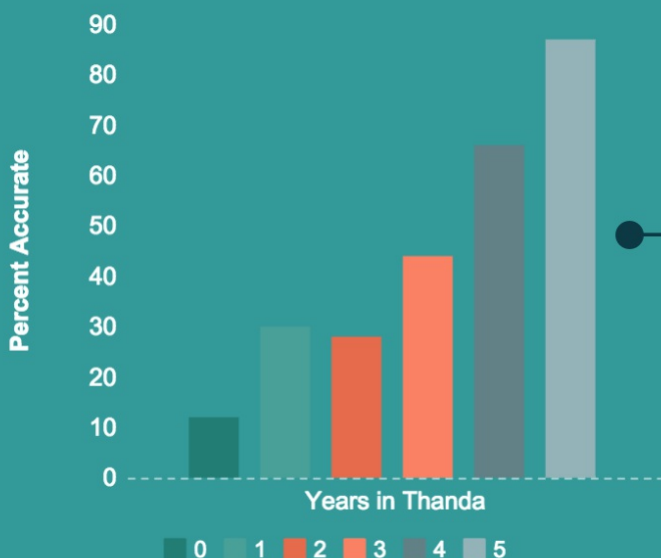
32%

improvement in self-esteem



67%

improvement in empathy



Percentage Accurate at Baseline by Years of Enrollment

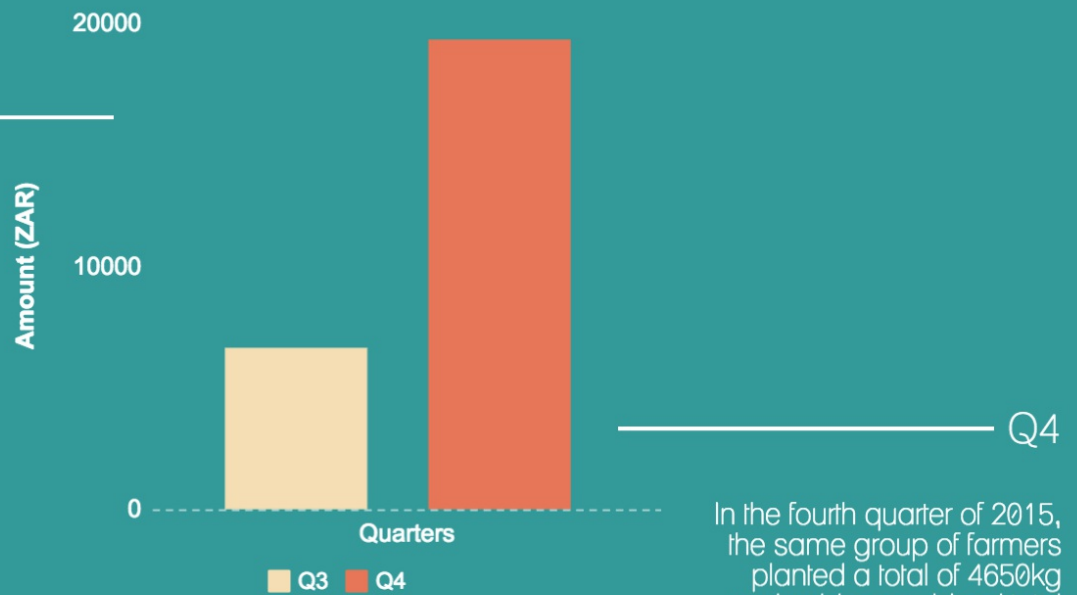
This graph demonstrates the impact of our After-school Programmes over time. Clearly, there is a positive correlation between baseline scores and number of years in our programme.

Agriculture Training Programme Achievements

Total Income Earned by Farmers

Q3

In the third quarter of 2015, our farmers planted a total of 150kg and sold a combined total of R6 635.



Q4

In the fourth quarter of 2015, the same group of farmers planted a total of 4650kg and sold a combined total of R19 311.



“Thanda has instilled a love of agriculture back in me. They have taught me to jump at opportunity and work hard.”

Jackson, Thanda Farmer

Farmer Plan

	2016	2017	2018	2019
Survivalist (Majority is used for sustenance)	102	50	50	25
Subsistence (Earning <R200 per month)	42	116	131	106
Early Livelihoods (R200-R500 per month)	0	77	136	85
Livelihoods (Earning > R500 per month)	0	1	27	178
Total	144	244	344	394

Goals for 2016

Build an Early Childhood Development Centre to extend services to an additional 50 children



Expand After-school Programmes to support an additional 100 children & youth

Support existing farmers in scaling production from Survivalist to Subsistence phase



THANDA

EMPOWERING PEOPLE TO CREATE POSITIVE CHANGE

W: www.thanda.org

P: +27 (039) 699-1253

E: info@thanda.org

KwaZulu-Natal

South Africa